

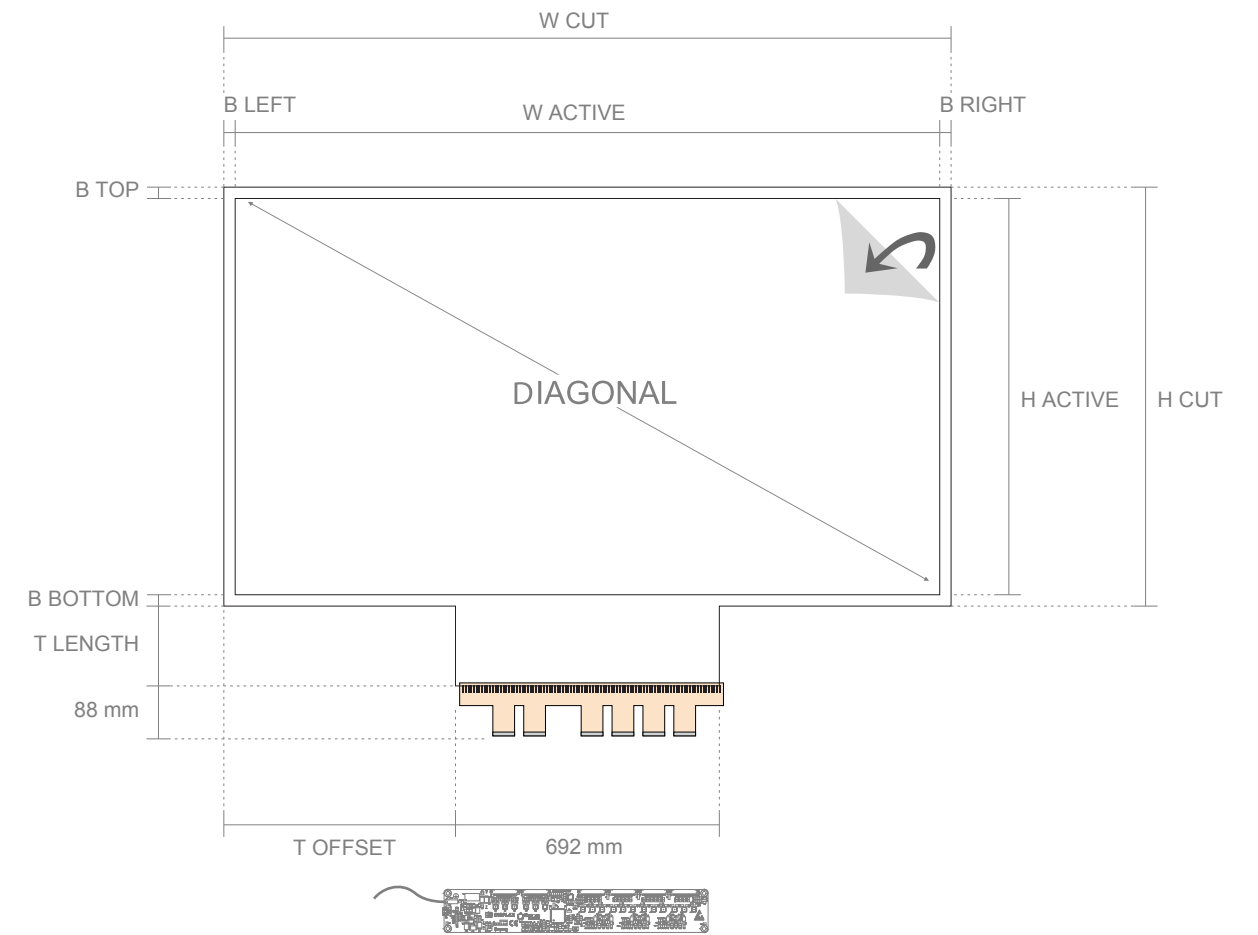
# SKIN ULTRA BOTTOM TAIL NARROW CONNECTORS

View from the user side

Standard sizes (mm)  
All information is ±1mm

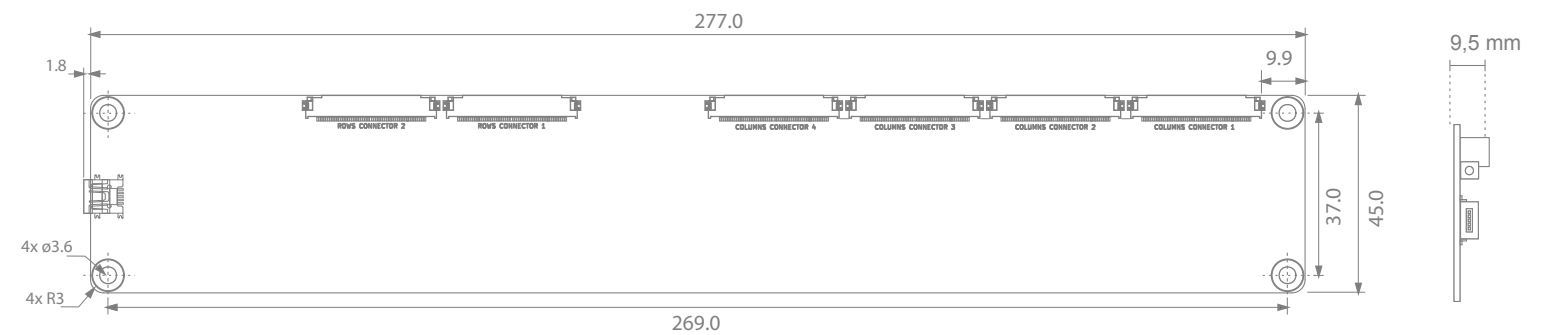
Aspect Ratio 16:9

Diagonal	Wactive	Hactive	Wcut	Hcut	Btop	Bleft	Bright	Bbottom	TbottomOffset	TbottomLength
30	664	374	704	424	20	20	20	30	6	35
32	699	393	739	443	20	20	20	30	24	35
40	886	498	926	548	20	20	20	30	117	35
42	930	523	970	573	20	20	20	30	139	35
43	941	530	981	580	20	20	20	30	145	35
46	1019	573	1059	623	20	20	20	30	184	35
47	1040	585	1080	635	20	20	20	30	194	35
48	1063	598	1103	648	20	20	20	30	206	35
49	1074	604	1114	654	20	20	20	30	211	35
50	1107	623	1147	673	20	20	20	30	228	35
52	1150	648	1190	698	20	20	20	30	249	35
55	1210	681	1250	736	20	20	20	35	254	35
57	1252	704	1292	759	20	20	20	35	254	35
58	1284	722	1324	777	20	20	20	35	254	35
60	1328	747	1368	802	20	20	20	35	254	35
65	1429	804	1469	864	20	20	20	40	254	35
68	1505	847	1545	907	20	20	20	40	254	35
70	1550	872	1590	932	20	20	20	40	254	35
72	1594	897	1634	957	20	20	20	40	254	35
74	1638	922	1678	982	20	20	20	40	254	35
75	1651	929	1691	989	20	20	20	40	254	35
80	1771	997	1811	1057	20	20	20	40	254	35
82	1815	1021	1855	1081	20	20	20	40	254	35
84	1860	1046	1900	1106	20	20	20	40	254	35
85	1882	1059	1922	1119	20	20	20	40	254	35
90	1990	1121	2030	1181	20	20	20	40	254	35
98	2159	1215	2199	1275	20	20	20	40	254	35
100	2210	1245	2250	1305	20	20	20	40	254	35
105	2325	1308	2365	1368	20	20	20	40	254	35



## PCB dimensions

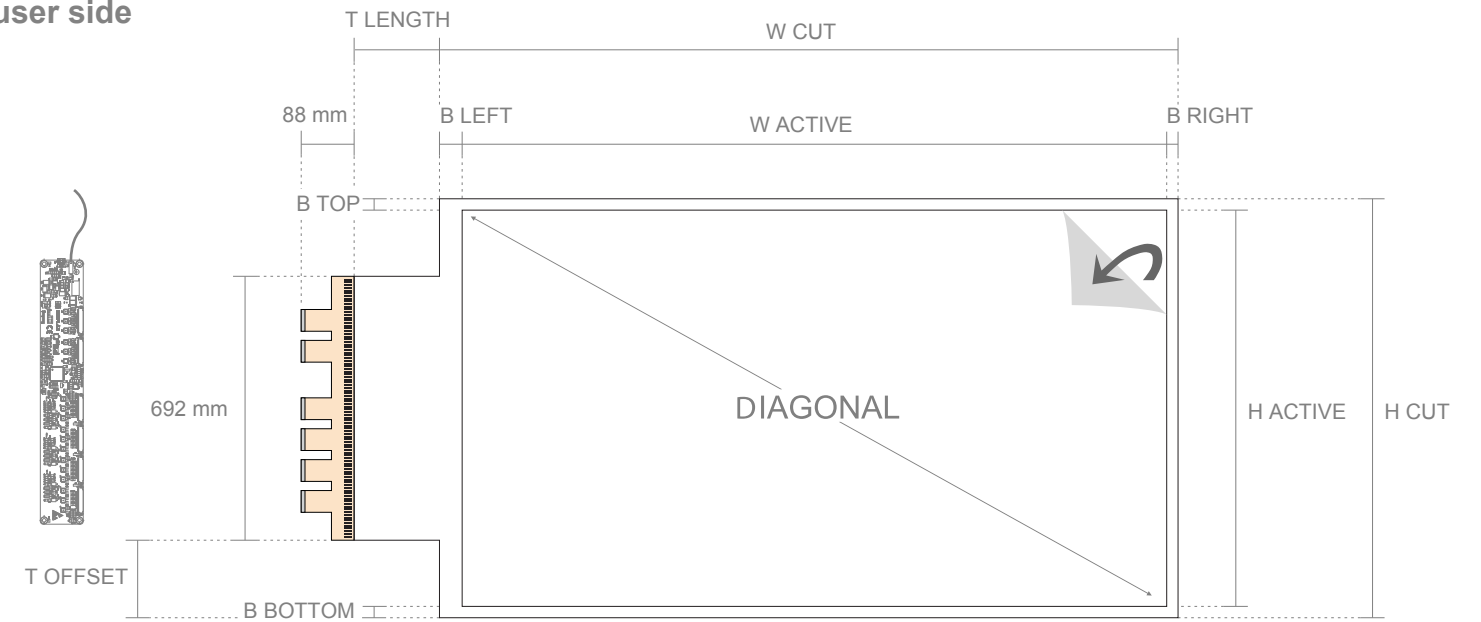
Screw diameter: M3 or M3.5



		<b>A3</b>				Email: <a href="mailto:touch@displax.com">touch@displax.com</a> Phone: + 351 253 141 500 Web: <a href="http://www.displax.com">www.displax.com</a>	
Material: SKIN - Polymer foil PCB - Fiberglass board Flex Cable - Polyester film		Date: 31/03/2016		Title: <b>SKIN ULTRA STANDARD SIZES DRAWING</b>			
Projection: Third Angle Projection		Drawn by: DISPLAX					
				Document code MKT.224.12		Sheet 1 of 4	

# SKIN ULTRA SIDE TAIL NARROW CONNECTORS

View from the user side

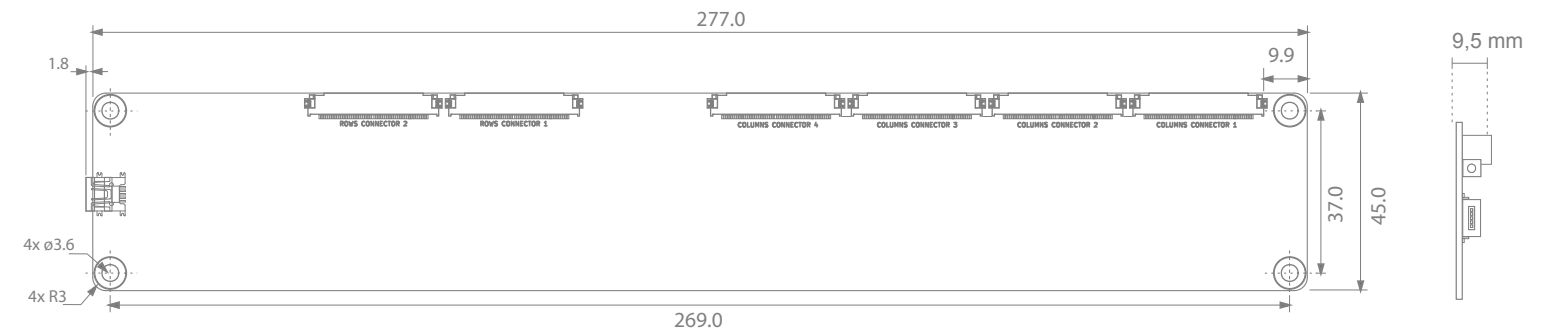


Standard sizes (mm)  
All information is  $\pm 1$ mm  
Aspect Ratio 16:9

Diagonal	W active	H active	W cut	H cut	B top	B left	B right	B bottom	T side Offset	T side Length
55	1210	681	1280	741	30	40	30	30	25	35
57	1252	704	1322	764	30	40	30	30	36	35
58	1284	722	1354	782	30	40	30	30	45	35
60	1328	747	1398	807	30	40	30	30	58	35
65	1429	804	1499	864	30	40	30	30	86	35
68	1505	847	1575	907	30	40	30	30	108	35
70	1550	872	1620	932	30	40	30	30	120	35
72	1594	897	1664	957	30	40	30	30	133	35
74	1638	922	1708	982	30	40	30	30	145	35
75	1651	929	1721	989	30	40	30	30	149	35
80	1771	997	1841	1057	30	40	30	30	183	35
82	1815	1021	1885	1081	30	40	30	30	195	35
84	1860	1046	1930	1106	30	40	30	30	207	35
85	1882	1059	1952	1119	30	40	30	30	214	35
90	1990	1121	2060	1181	30	40	30	30	215	35
98	2159	1215	2229	1275	30	40	30	30	215	35
100	2210	1245	2280	1305	30	40	30	30	215	35
105	2325	1308	2395	1368	30	40	30	30	215	35

## PCB dimensions

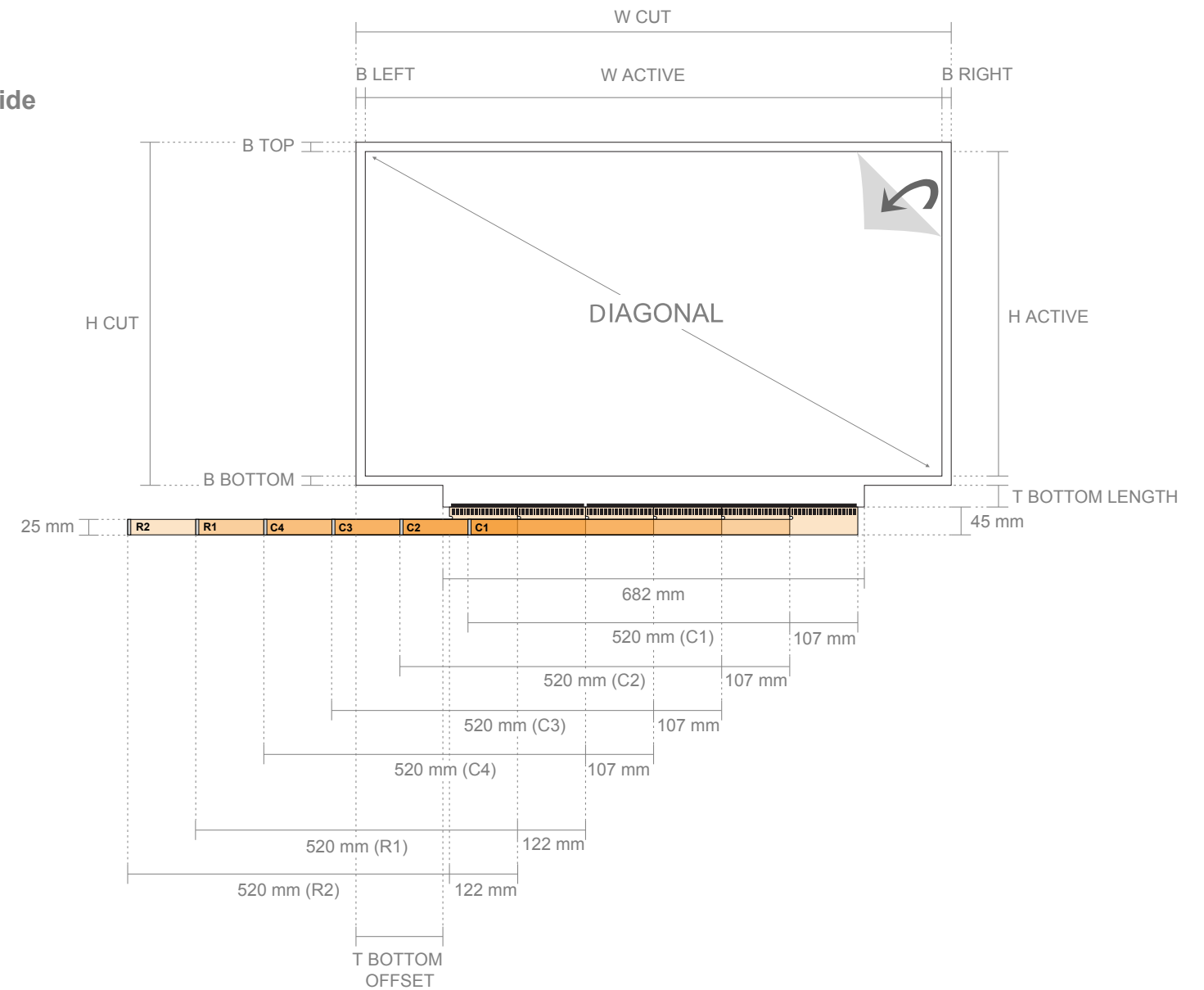
Screw diameter: M3 or M3.5



		A3			Email: touch@displax.com Phone: + 351 253 141 500 Web: www.displax.com	
Material: SKIN - Polymer foil PCB - Fiberglass board Flex Cable - Polyester film		Date: 31/03/2016		Title: SKIN ULTRA STANDARD SIZES DRAWING		
Projection: Third Angle Projection 		Drawn by: DISPLAX		Dimensions: All dimensions in millimeters		
				Document code MKT.224.12		Sheet 2 of 4

# SKIN ULTRA BOTTOM TAIL LONG CONNECTORS

View from the user side

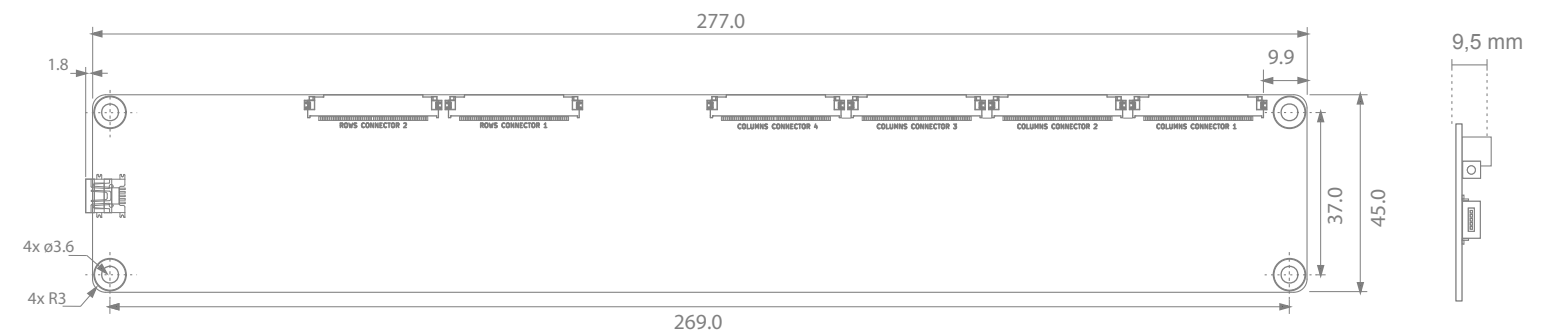


Standard sizes (mm)  
All information is  $\pm 1$  mm  
Aspect Ratio 16:9

Diagonal	W active	H active	W cut	H cut	B top	B left	B right	B bottom	T bottom offset	Tbottom length
30	664	374	704	424	20	20	20	30	11	35
32	699	393	739	443	20	20	20	30	29	35
40	886	498	926	548	20	20	20	30	122	35
42	930	523	970	573	20	20	20	30	144	35
43	941	530	981	580	20	20	20	30	150	35
46	1019	573	1059	623	20	20	20	30	189	35
47	1040	585	1080	635	20	20	20	30	199	35
48	1063	598	1103	648	20	20	20	30	211	35
49	1074	604	1114	654	20	20	20	30	216	35
50	1107	623	1147	673	20	20	20	30	233	35
52	1150	648	1190	698	20	20	20	30	254	35
55	1210	681	1250	736	20	20	20	35	254	35
57	1252	704	1292	759	20	20	20	35	254	35
58	1284	722	1324	777	20	20	20	35	254	35
60	1328	747	1368	802	20	20	20	35	254	35
65	1429	804	1469	864	20	20	20	40	254	35
68	1505	847	1545	907	20	20	20	40	254	35
70	1550	872	1590	932	20	20	20	40	254	35
72	1594	897	1634	957	20	20	20	40	254	35
74	1638	922	1678	982	20	20	20	40	254	35
75	1651	929	1691	989	20	20	20	40	254	35
80	1771	997	1811	1057	20	20	20	40	254	35
82	1815	1021	1855	1081	20	20	20	40	254	35
84	1860	1046	1900	1106	20	20	20	40	254	35
85	1882	1059	1922	1119	20	20	20	40	254	35
90	1990	1121	2030	1181	20	20	20	40	254	35
98	2159	1215	2199	1275	20	20	20	40	254	35
100	2210	1245	2250	1305	20	20	20	40	254	35
105	2325	1308	2365	1368	20	20	20	40	254	35

## PCB dimensions

Screw diameter: M3 or M3.5

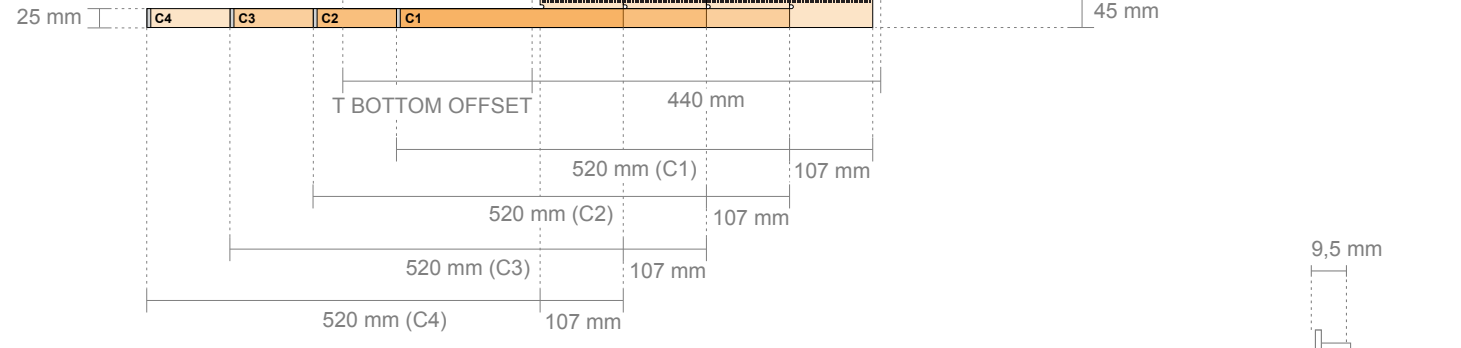
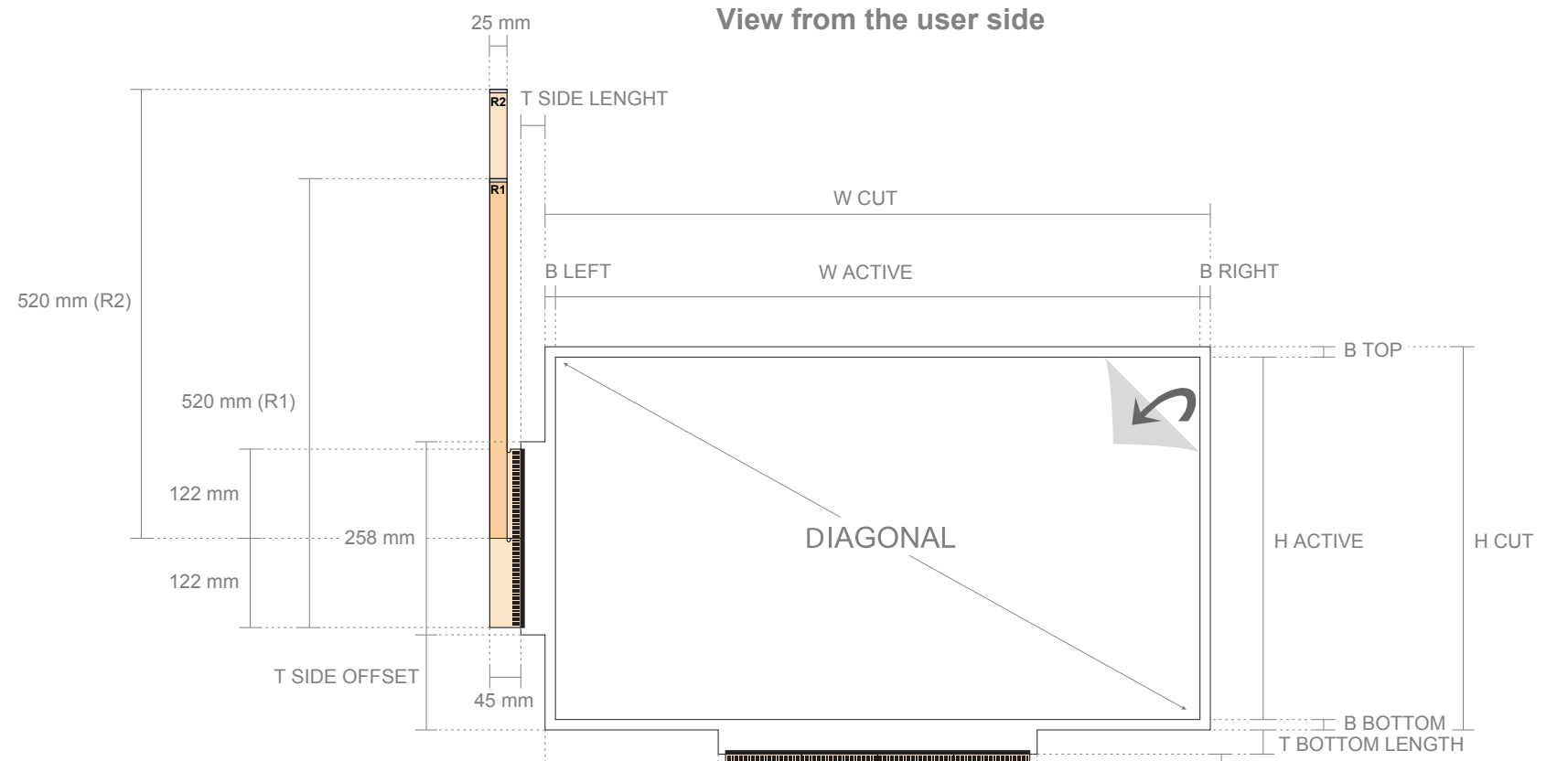


		<b>A3</b>				Email: <a href="mailto:touch@displax.com">touch@displax.com</a> Phone: + 351 253 141 500 Web: <a href="http://www.displax.com">www.displax.com</a>	
Material: SKIN - Polymer foil PCB - Fiberglass board Flex Cable - Polyester film		Date: 31/03/2016		Title: SKIN ULTRA STANDARD SIZES DRAWING			
Projection: Third Angle Projection		Drawn by: DISPLAX		Dimensions: All dimensions in millimeters			
						Document code MKT.224.12	
						Sheet 3 of 4	

# SKIN ULTRA DOUBLE TAIL LONG CONNECTORS

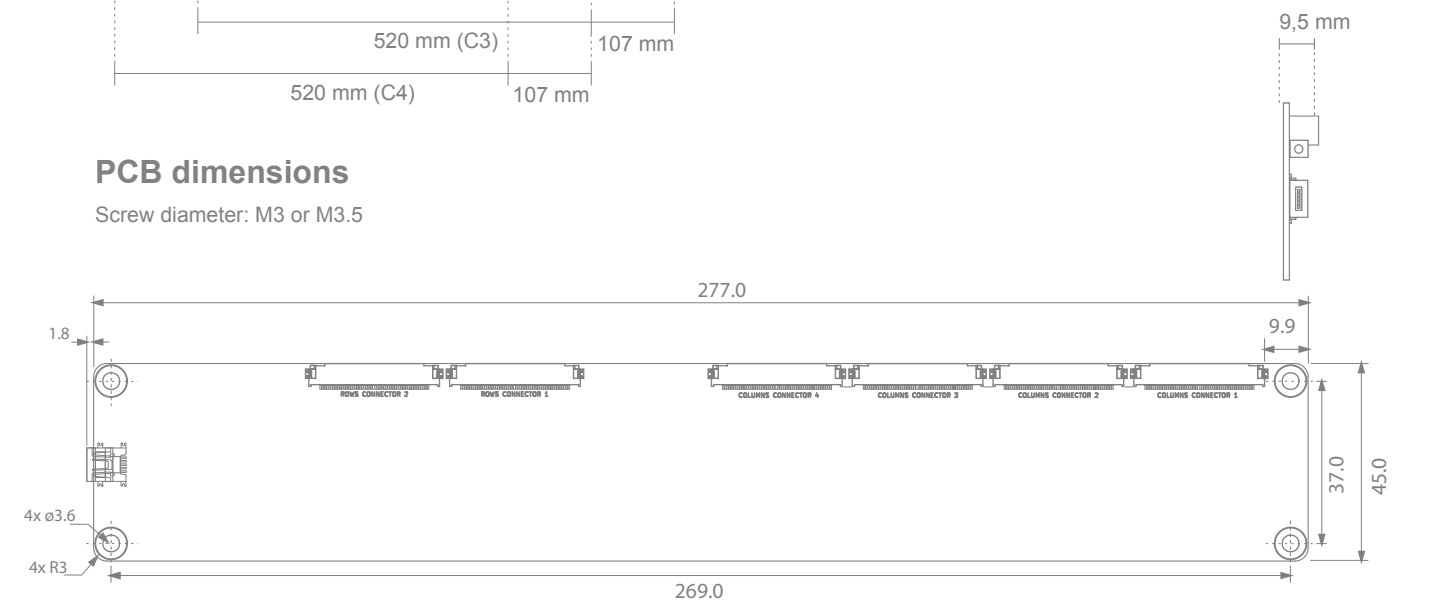
Standard sizes (mm)  
All information is  $\pm 1$ mm  
Aspect Ratio 16:9

Diagonal	W active	H active	W cut	H cut	B top	B left	B right	B bottom	T bottom offset	T side offset	T bottom length	T side length
30	664	374	704	414	20	20	20	20	132	78	35	35
32	699	393	739	433	20	20	20	20	150	88	35	35
40	886	498	926	538	20	20	20	20	243	140	35	35
42	930	523	970	563	20	20	20	20	265	153	35	35
43	941	530	981	570	20	20	20	20	271	156	35	35
46	1019	573	1059	613	20	20	20	20	310	178	35	35
47	1040	585	1080	625	20	20	20	20	320	184	35	35
48	1063	598	1103	638	20	20	20	20	332	190	35	35
49	1074	604	1114	644	20	20	20	20	337	193	35	35
50	1107	623	1147	663	20	20	20	20	354	203	35	35
52	1150	648	1190	688	20	20	20	20	375	215	35	35
55	1210	681	1250	726	20	20	20	25	375	215	35	35
57	1252	704	1292	749	20	20	20	25	375	215	35	35
58	1284	722	1324	767	20	20	20	25	375	215	35	35
60	1328	747	1368	792	20	20	20	25	375	215	35	35
65	1429	804	1469	854	20	20	20	30	375	215	35	35
68	1505	847	1545	897	20	20	20	30	375	215	35	35
70	1550	872	1590	922	20	20	20	30	375	215	35	35
72	1594	897	1634	947	20	20	20	30	375	215	35	35
74	1638	922	1678	972	20	20	20	30	375	215	35	35
75	1651	929	1691	979	20	20	20	30	375	215	35	35
80	1771	997	1811	1047	20	20	20	30	375	215	35	35
82	1815	1021	1855	1071	20	20	20	30	375	215	35	35
84	1860	1046	1900	1096	20	20	20	30	375	215	35	35
85	1882	1059	1922	1109	20	20	20	30	375	215	35	35
90	1990	1121	2030	1171	20	20	20	30	375	215	35	35
98	2159	1215	2199	1265	20	20	20	30	375	215	35	35
100	2210	1245	2250	1295	20	20	20	30	375	215	35	35
105	2325	1308	2365	1358	20	20	20	30	375	215	35	35



### PCB dimensions

Screw diameter: M3 or M3.5



		<b>A3</b>				Email: touch@displax.com Phone: + 351 253 141 500 Web: www.displax.com	
Material: SKIN - Polymer foil PCB - Fiberglass board Flex Cable - Polyester film		Date: 31/03/2016		Title: <b>SKIN ULTRA STANDARD SIZES DRAWING</b>			
Projection: Third Angle Projection		Drawn by: DISPLAX		Dimensions: All dimensions in millimeters			
						Document code MKT.224.12	
						Sheet 4 of 4	